






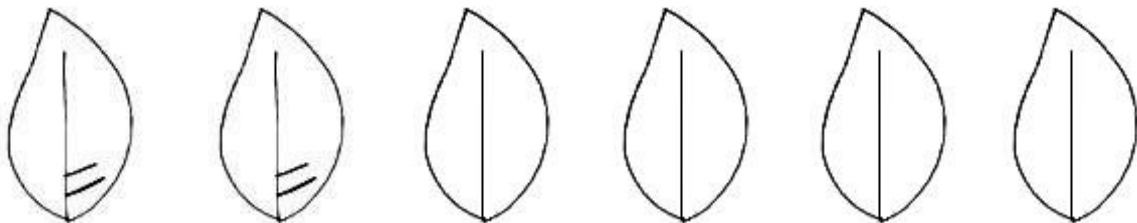
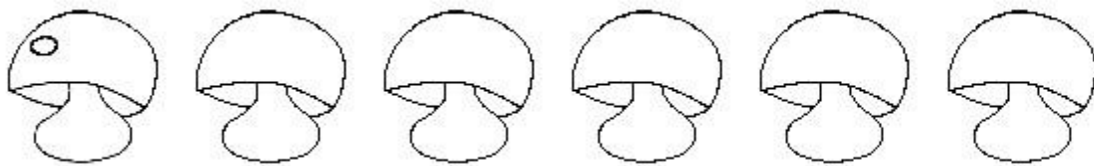

Mon premier cahier de français





Prénom et nom :







Graphismes

1. Complète les dessins.



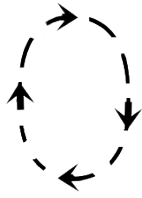


2. Complète les lignes.



Les chiffres

0



0 0 0

1



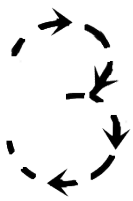
1 1 1

2



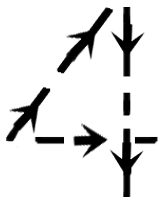
2 2 2

3



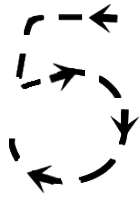
3 3 3

4



4 4 4

5



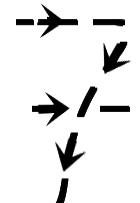
5 5 5

6




6 6 6

7



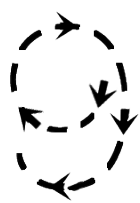
7 7 7

8



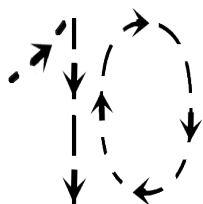
8 8 8

9



9 9 9

10



10 10 10

En lettres

0

zéro

1

un

2

deux

3

trois

4

quatre

5

cinq

6

six

7

sept

8

huit

9

neuf

10

dix



Comptine



1, 2, 3,

Toi et toi et moi,

4, 5, 6,

Nous allons à Nice,

7, 8, 9,

Dans un avion neuf,

10, 11, 12,

Après ce sera Toulouse



L'alphabet



A B C D E

Un et un font deux

F G H I J

Aujourd'hui lundi

K L M N O

Je vais au tableau

P Q R S T

Pour y réciter

U V W

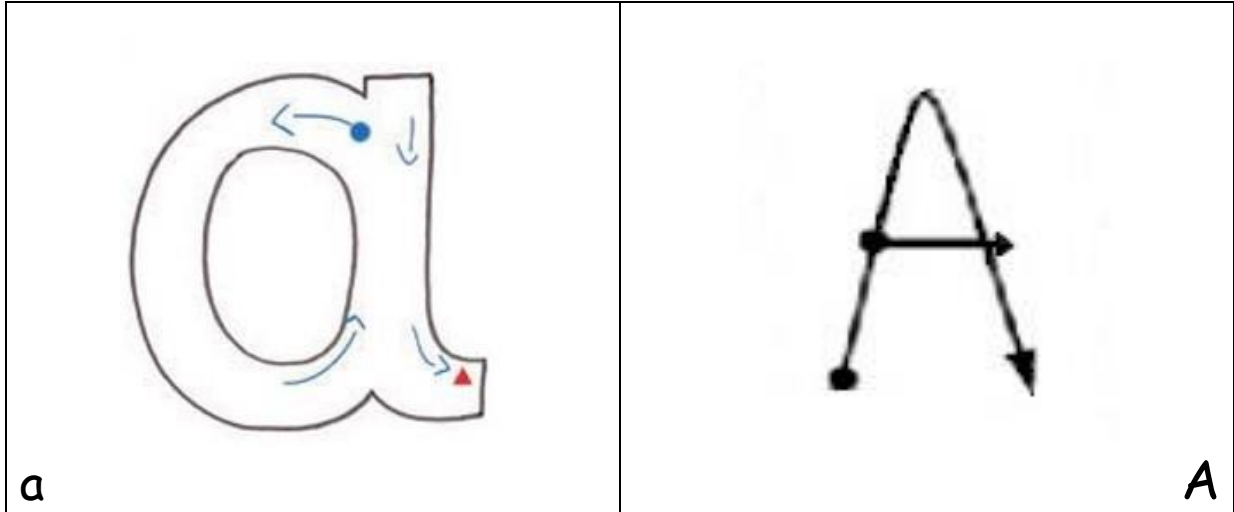
Tout mon alphabet

X Y Z

Sans que l'on m'aide


ABCDEFGHIJKLMNOPQRSTUVWXYZ!







1. Passe sur les lettres avec ton doigt.

2. Copie les lettres.



3. Ecoute... Entoure le dessin quand tu entends le son [a].



4. Copie les lettres

a a

A A

5. Souligne la lettre « a » ou « A » dans les mots du tableau

Calme

Anne

fromage

pain

glace

Avant

canard


gâteau

Amélie


manger

6. Complète les mots

unvion



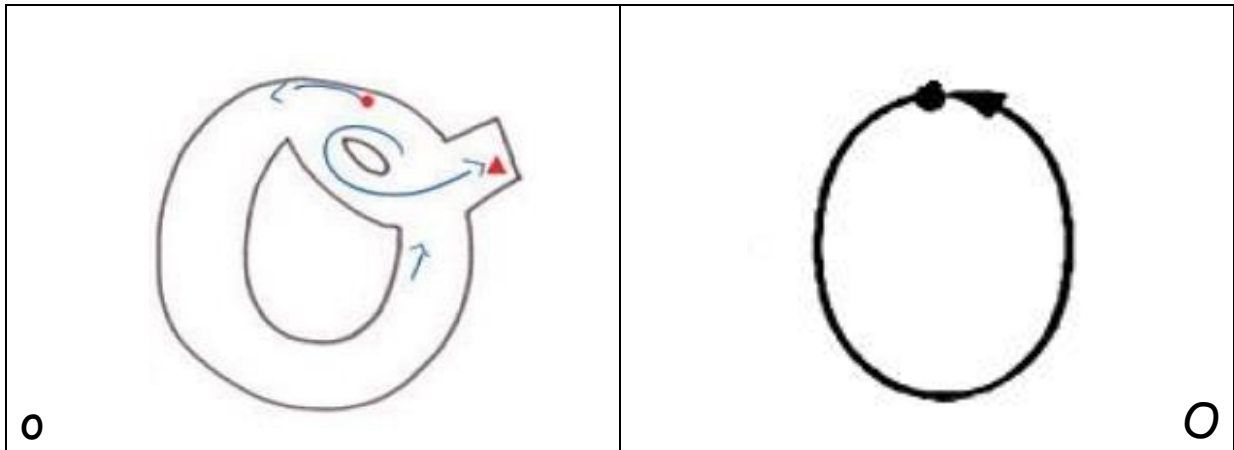
un from.....ge



.....médie



Dj.....l.....l.....b.....d

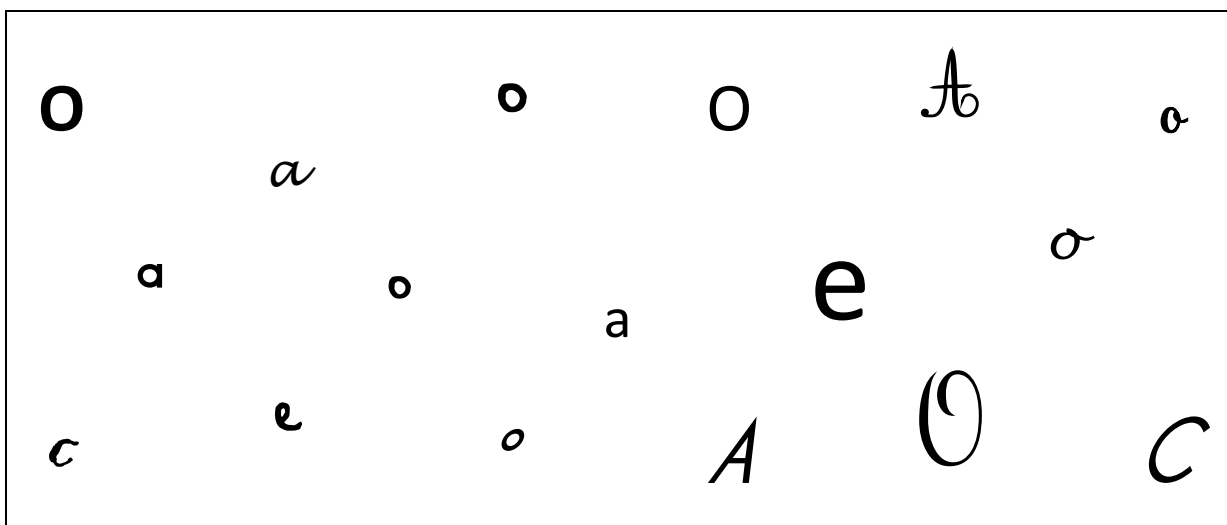


1. Passe sur les lettres avec ton doigt.

2. Copie les lettres.



3. Entoure la lettre « o ».



4. Copie les lettres.

o o

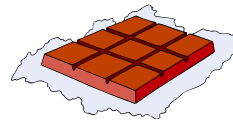
O O

5. Complète les mots

unereille



le ch.....c.....lat








une éc.....le




.....phélie




6. Ecoute... Mets une croix ☒ si tu entends le son [o]

				
<input type="checkbox"/>	<input type="checkbox"/>	<input type="checkbox"/>	<input type="checkbox"/>	<input type="checkbox"/>



1. Passe sur les lettres avec ton doigt.
2. Copie les lettres.



3. Compte le rythme de chaque mot. Entoure la réponse.

Waras	<input type="checkbox"/>	<input checked="" type="checkbox"/>	<input type="checkbox"/>				
wapiti	<input type="checkbox"/>	<input type="checkbox"/>	<input type="checkbox"/>	kiwi	<input type="checkbox"/>	<input type="checkbox"/>	<input type="checkbox"/>
wagon	<input type="checkbox"/>	<input type="checkbox"/>	<input type="checkbox"/>	wilaya	<input type="checkbox"/>	<input type="checkbox"/>	<input type="checkbox"/>
awalé	<input type="checkbox"/>	<input type="checkbox"/>	<input type="checkbox"/>	clown	<input type="checkbox"/>	<input type="checkbox"/>	<input type="checkbox"/>

4. Copie les mots

un wagon

la vilaya

Waras

5. Remets la phrase dans l'ordre.

Carnawa ville est une

garçon Willy appelle s' Le

wapiti animal un est Le

rouge clown nez a un Le

6. A toi de lire !

Willy, le cousin de Léon, a un ami afghan : Djawad.

Djawad habite dans le Waras, à Carnawa.

Litographie

Illustration couverture : <http://cocomagnanville.over-blog.com/article-les-notes-115088354.html>

Chiffres modèles, pages 4 à 11 : © Educatifs.net

Comptine de l'alphabet, page 13 :

<http://www.momes.net/Comptines/Comptines-pour-apprendre/Comptines-sur-l-alphabet/Un-et-un-font-deux>